

**COMPOSITE REGIONAL CENTRE FOR SKILL  
DEVELOPMENT, REHABILITATION & EMPOWERMENT OF  
PERSONS WITH DISABILITIES,  
(CRC) - Andaman & Nicobar Islands**

*(Under the Administrative Control of NIEPMD (Divyangjan), Chennai: NAAC Accredited; ISO 9001:2015 Certified)*

**Department of Empowerment of Persons with Disabilities (Divyangjan)**

**Ministry of Social Justice & Empowerment, Govt. of India**

**Brookshabad, Port Blair, South Andaman – 744112**



***REPORT FOR THE MONTH OF MAY 2022***

**Table 1: DETAILS OF TOTAL REGISTERED CLIENTS (NEW CASE) FOR THE MONTH OF MAY-2022**

Departments / Units	New		
	Male	Female	Total
Registered Clients	09	02	11

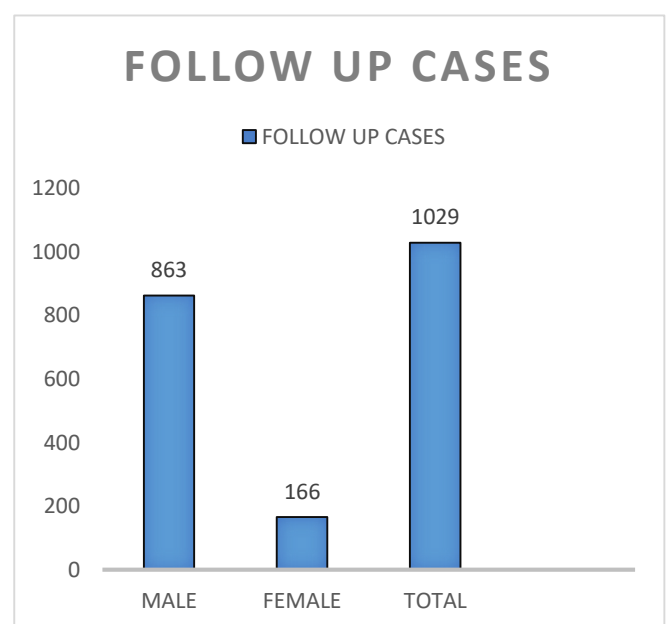
**Table 2: DETAILS OF BENEFICIARIES REGISTRATION (NEW CASE & FOLLOW UP) FOR THE MONTH OF MAY-2022**

Departments / Units	New			Follow up		
	Male	Female	Total	Male	Female	Total
Service Registration	48	9	57	863	166	1029

**Table 3: DETAILS OF SUPPROTING SERVICE FOR THE MONTH OF MAY-2022**

Departments / Units	Supportive Services		
	Male	Female	Total
Service Registration	14	1	15

Chart 1



**Table 4:** DETAILS OF **BENEFICIARIES SERVICES** OF EACH DEPARTMENT FOR THE MONTH OF **MAY-2022**

Departments / Units	New			Follow up			Supportive Services		
	Male	Female	Total	Male	Female	Total	Male	Female	Total
Clinical Psychology	6	2	8	12	5	17	0	0	0
Special Education	10	1	11	406	50	456	0	0	0
Speech & Hearing	11	0	11	149	18	167	4	1	5
PMR	0	0	0	0	0	0	0	0	0
Physiotherapy	2	1	3	115	52	167	0	0	0
Occupational Therapy	8	2	10	160	36	196	0	0	0
P & O	2	1	3	18	3	21	0	0	0
Social Work Unit	9	2	11	3	2	5	10	0	10
Vocational Training Unit	0	0	0	0	0	0	0	0	0
Developmental Therapy	0	0	0	0	0	0	0	0	0
<b>TOTAL</b>	<b>48</b>	<b>9</b>	<b>57</b>	<b>863</b>	<b>166</b>	<b>1029</b>	<b>14</b>	<b>1</b>	<b>15</b>

**Table 5: DETAILS OF SHORT TERM TRAINING PROGRAMMES / AWARENESS GENERATION PROGRAMS / CAMPS / OTHER PROGRAMME CONDUCTED BY CRC-A&N ISLANDS FOR THE MONTH OF MAY-2022**

Sl. No	Title of Programme	Date	Venue	Name of Dept.	No of beneficiaries		
					M	F	TOTAL
1.	Group Therapy Session	06.05.2022	Seminar Hall, CRC	Special Education	37	7	<b>44</b>
2.	Group Therapy Session	13.05.2022	Seminar Hall, CRC	Special Education	21	4	<b>25</b>
3.	Group Therapy Session	20.05.2022	Seminar Hall, CRC	Special Education	20	4	<b>24</b>
4.	Group Therapy Session	27.05.2022	Seminar Hall, CRC	Special Education	25	3	<b>28</b>

**Table 06: CASTE WISE NEW REGISTERED BENEFICIARIES SERVICES FOR THE MONTH OF MAY-2022**

Departments / Units	New				
	GEN	OBC	SC	ST	TOTAL
Service Registrations	<b>40</b>	<b>11</b>	<b>6</b>	<b>0</b>	<b>57</b>

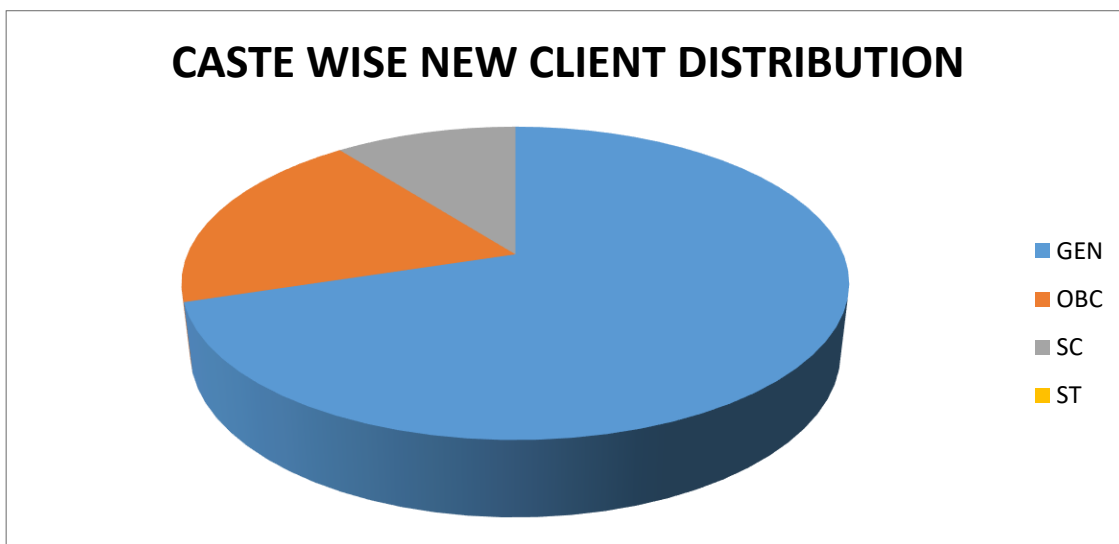
**Table 07: CASTE WISE FOLLOW UP BENEFICIARIES SERVICES FOR THE MONTH OF MAY-2022**

Departments / Units	Follow Up				
	GEN	OBC	SC	ST	TOTAL
Service Registrations	<b>851</b>	<b>166</b>	<b>12</b>	<b>0</b>	<b>1029</b>

**Table 08: CASTE WISE NEW BENEFICIARIES SERVICES OF EACH DEPARTMENT FOR THE MONTH OF MAY-2022**

Departments / Units	New				
	GEN	OBC	SC	ST	TOTAL
Clinical Psychology	7	0	1	0	8
Special Education	10	1	0	0	11
Speech & Hearing	7	3	1	0	11
PMR	0	0	0	0	0
Physiotherapy	2	1	0	0	3
Occupational Therapy	6	3	1	0	10
P & O	1	1	1	0	3
Social Work Unit	7	2	2	0	11
Vocational Training Unit/DAIL	0	0	0	0	0
Developmental Therapy	0	0	0	0	0
<b>Total</b>	<b>40</b>	<b>11</b>	<b>6</b>	<b>0</b>	<b>57</b>

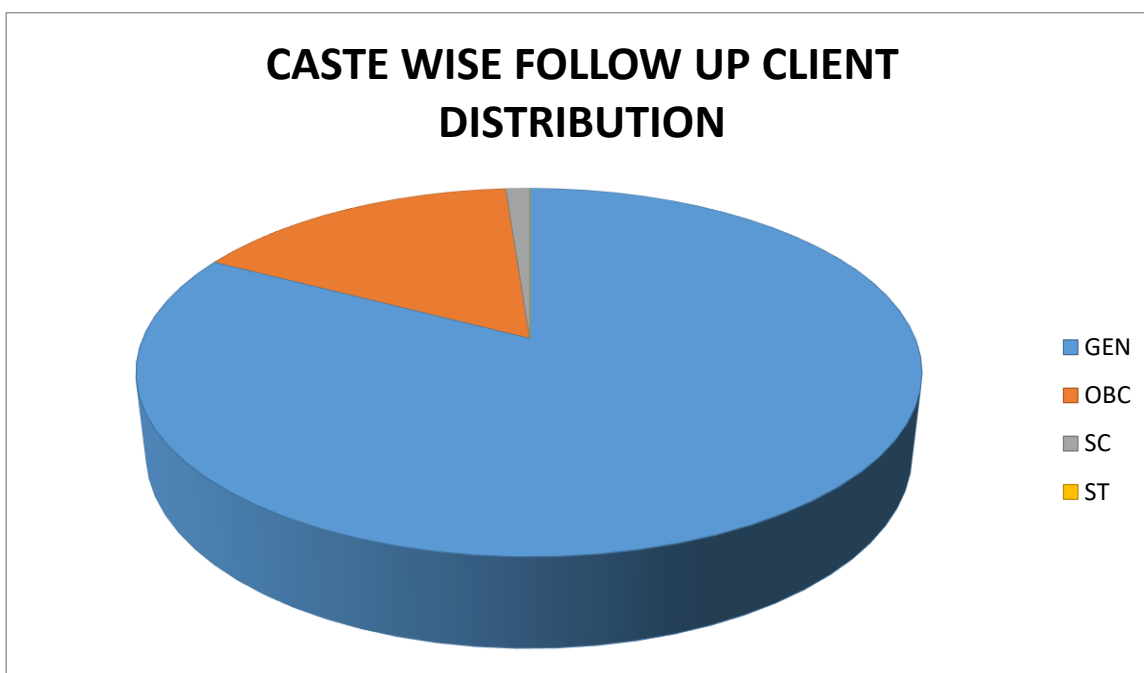
Chart 2



**Table 09: CASTE WISE FOLLOW UP BENEFICIARIES SERVICES OF EACH DEPARTMENT FOR THE MONTH OF MAY-2022**

Departments / Units	Follow Up				
	GEN	OBC	SC	ST	TOTAL
Clinical Psychology	14	2	1	0	17
Special Education	335	116	5	0	456
Speech & Hearing	164	3	0	0	167
PMR	0	0	0	0	0
Physiotherapy	157	10	0	0	167
Occupational Therapy	159	32	5	0	196
P & O	18	3	0	0	21
Social Work Unit	4	0	1	0	5
Vocational Training Unit/DAIL	0	0	0	0	0
Developmental Therapy	0	0	0	0	0
<b>Total</b>	<b>851</b>	<b>166</b>	<b>12</b>	<b>0</b>	<b>1029</b>

Chart 3



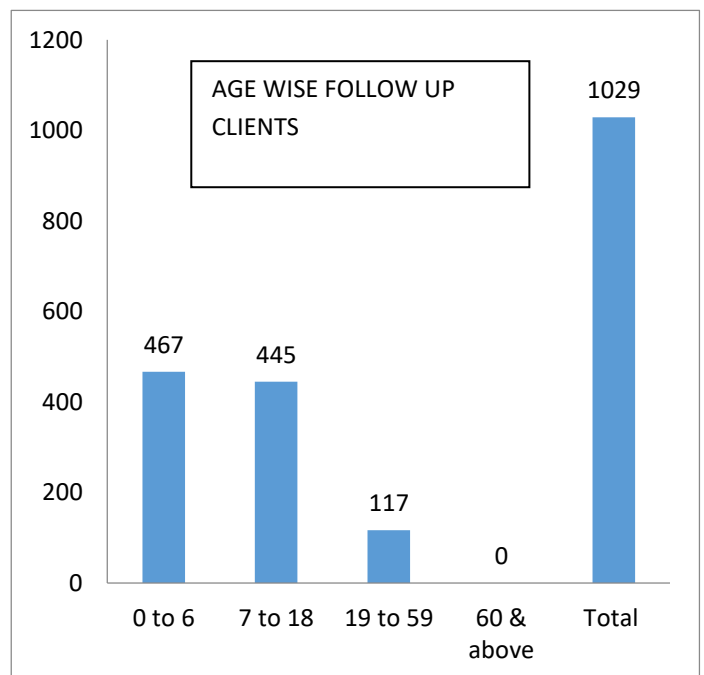
**Table 10: AGE WISE NEW REGISTERED BENEFICIARIES SERVICES FOR THE MONTH OF MAY-2022**

Departments / Units	New				TOTAL
	0 to 6	7 to 18	19 to 59	60 & ABOVE	
Service Registrations	36	20	1	0	57

**Table 11: AGE WISE FOLLOW UP BENEFICIARIES SERVICES FOR THE MONTH OF MAY-2022**

Departments / Units	Follow Up				TOTAL
	0 to 6	7 to 18	19 to 59	60 & ABOVE	
Service Registrations	467	445	117	0	1029

Chart 4



**Table 12: AGE WISE NEW BENEFICIARIES SERVICES OF EACH DEPARTMENT FOR THE MONTH OF MAY-2022**

Departments / Units	New				TOTAL
	0 to 6	7 to 18	19 to 59	60 & ABOVE	
Clinical Psychology	5	2	1	0	8
Special Education	7	4	0	0	11
Speech & Hearing	7	4	0	0	11
PMR	0	0	0	0	0
Physiotherapy	1	2	0	0	3
Occupational Therapy	7	3	0	0	10
P & O	2	1	0	0	3
Social Work	7	4	0	0	11
Vocational Training Unit/DAIL	0	0	0	0	0
Developmental Therapy	0	0	0	0	0
<b>Total</b>	<b>36</b>	<b>20</b>	<b>1</b>	<b>0</b>	<b>57</b>



**Table 13: AGE WISE FOLLOW UP BENEFICIARIES SERVICES OF EACH DEPARTMENT FOR THE MONTH OF MAY-2022**

Departments / Units	Follow Up				TOTAL
	0 to 6	7 to 18	19 to 59	60 & ABOVE	
Clinical Psychology	7	10	0	0	17
Special Education	143	201	112	0	456
Speech & Hearing	139	28	0	0	167
PMR	0	0	0	0	0
Physiotherapy	81	86	0	0	167
Occupational Therapy	89	105	2	0	196
P & O	8	13	0	0	21
Social Work Unit	0	2	3	0	5
Vocational Training Unit/ DAIL	0	0	0	0	0
Developmental Therapy	0	0	0	0	0
<b>Total</b>	<b>467</b>	<b>445</b>	<b>117</b>	<b>0</b>	<b>1029</b>

**Table 14: ADIP BENEFICIRIES FOR THE MONTH OF MAY-2022**

S.no	Disabilities Covered	Male	Female	Total
1.	Hearing Impaired	4	0	4
	<b>Total</b>	<b>4</b>	<b>0</b>	<b>4</b>

**Table 15: DISABILITY WISE CLASSIFICATION FOR THE MONTH OF MAY-2022**

Type of Disability	New			Follow up		
	M	F	T	M	F	T
LOCOMOTOR DISABILITY	2	0	2	0	0	0
LEPROSY CURED	0	0	0	0	0	0
CP	3	1	4	115	65	180
DWARFISM	0	0	0	0	0	0
MUSCULAR DYSTROPHY	0	0	0	0	0	0
BLINDNESS	4	0	4	14	0	14
LOW VISION	0	0	0	0	0	0
HARD OF HEARING	0	0	0	5	0	5
SPEECH & LG. DISABILITY	0	0	0	0	0	0
INTELLECTUAL DISABILITY (MR)	1	1	2	117	14	131
SPECIFIC LD	0	1	1	13	1	14
ASD	21	0	21	226	30	256
MENTAL ILLNESS	0	0	0	0	0	0
PARKINSON'S DISEASE	0	0	0	0	0	0
HEMOPHILIA	0	0	0	0	0	0
THALASEMIA	0	0	0	0	0	0
SICKLE CELL DISEASE	0	0	0	0	0	0
MULTIPLE DISABILITIES	5	0	5	232	35	267
GDD	2	1	3	45	4	49
OTHERS	11	4	15	96	17	113
<b>TOTAL</b>	<b>49</b>	<b>8</b>	<b>57</b>	<b>863</b>	<b>166</b>	<b>1029</b>

**Table 16: DISABILITY WISE CLASSIFICATION NEW BENEFICIARIES FOR THE MONTH OF MAY-2022**

Dept	Clinical Psychology			Special Education			Sp. Language Communication			PMR			Physiotherapy		
	M	F	T	M	F	T	M	F	T	M	F	T	M	F	T
LOCOMOTOR DISABILITY	0	0	0	0	0	0	0	0	0	0	0	0	1	0	1
LEPROSY CURED	0	0	0	0	0	0	0	0	0	0	0	0	0	0	0
CP	0	1	1	0	0	0	0	0	0	0	0	0	0	0	0
DWARFISM	0	0	0	0	0	0	0	0	0	0	0	0	0	0	0
MUSCULAR DYSTROPHY	0	0	0	0	0	0	0	0	0	0	0	0	0	0	0
BLINDNESS	0	0	0	1	0	1	1	0	1	0	0	0	0	0	0
LOW VISION	0	0	0	0	0	0	0	0	0	0	0	0	0	0	0
HARD OF HEARING	0	0	0	0	0	0	0	0	0	0	0	0	0	0	0
SPEECH & LG. DISABILITY	0	0	0	0	0	0	0	0	0	0	0	0	0	0	0
INTELLECTUAL DISABILITY (MR)	0	1	1	0	0	0	0	0	0	0	0	0	0	0	0
SPECIFIC LD	0	0	0	0	0	0	0	0	0	0	0	0	0	0	0
ASD	3	0	3	0	0	0	10	0	10	0	0	0	0	0	0
MENTAL ILLNESS	0	0	0	0	0	0	0	0	0	0	0	0	0	0	0
PARKINSON'S DISEASE	0	0	0	0	0	0	0	0	0	0	0	0	0	0	0
HEMOPHILIA	0	0	0	0	0	0	0	0	0	0	0	0	0	0	0
THALASEMIA	0	0	0	0	0	0	0	0	0	0	0	0	0	0	0
SICKLE CELL DISEASE	0	0	0	0	0	0	0	0	0	0	0	0	0	0	0
MULTIPLE DISABILITIES	0	0	0	2	0	2	0	0	0	0	0	0	1	0	1
GDD	0	0	0	2	0	2	0	0	0	0	0	0	0	0	0

OTHERS	3	0	3	5	1	6	0	0	0	0	0	0	0	1	1
<b>TOTAL</b>	<b>6</b>	<b>2</b>	<b>8</b>	<b>10</b>	<b>1</b>	<b>11</b>	<b>11</b>	<b>0</b>	<b>11</b>	<b>0</b>	<b>0</b>	<b>0</b>	<b>2</b>	<b>1</b>	<b>3</b>

**Table 16(Contd...): DISABILITY WISE CLASSIFICATION NEW BENEFICIARIES FOR THE MONTH OF MAY-2022**

Dept	OT			P & O			Social Work			VTU/DAIL			Development Therapy		
	M	F	T	M	F	T	M	F	T	M	F	T	M	F	T
LOCOMOTOR DISABILITY	0	0	0	0	0	0	1	0	1	0	0	0	0	0	0
LEPROSY CURED	0	0	0	0	0	0	0	0	0	0	0	0	0	0	0
CP	1	0	1	1	0	1	1	0	1	0	0	0	0	0	0
DWARFISM	0	0	0	0	0	0	0	0	0	0	0	0	0	0	0
MUSCULAR DYSTROPHY	0	0	0	0	0	0	0	0	0	0	0	0	0	0	0
BLINDNESS	1	0	1	0	0	0	1	0	1	0	0	0	0	0	0
LOW VISION	0	0	0	0	0	0	0	0	0	0	0	0	0	0	0
HARD OF HEARING	0	0	0	0	0	0	0	0	0	0	0	0	0	0	0
SPEECH & LG. DISABILITY	0	0	0	0	0	0	0	0	0	0	0	0	0	0	0
INTELLECTUAL DISABILITY (MR)	0	0	0	1	0	1	0	0	0	0	0	0	0	0	0
SPECIFIC LD	0	0	0	0	0	0	0	1	1	0	0	0	0	0	0
ASD	6	0	6	0	0	0	2	0	2	0	0	0	0	0	0
MENTAL ILLNESS	0	0	0	0	0	0	0	0	0	0	0	0	0	0	0
PARKINSON'S DISEASE	0	0	0	0	0	0	0	0	0	0	0	0	0	0	0
HEMOPHILIA	0	0	0	0	0	0	0	0	0	0	0	0	0	0	0
THALASEMIA	0	0	0	0	0	0	0	0	0	0	0	0	0	0	0
SICKLE CELL DISEASE	0	0	0	0	0	0	0	0	0	0	0	0	0	0	0
MULTIPLE DISABILITIES	0	0	0	1	0	1	1	0	1	0	0	0	0	0	0

GDD	0	1	1	0	0	0	0	0	0	0	0	0	0	0	0
OTHERS	0	1	1	0	0	0	3	1	4	0	0	0	0	0	0
<b>TOTAL</b>	<b>8</b>	<b>2</b>	<b>10</b>	<b>3</b>	<b>0</b>	<b>3</b>	<b>9</b>	<b>2</b>	<b>11</b>	<b>0</b>	<b>0</b>	<b>0</b>	<b>0</b>	<b>0</b>	<b>0</b>

**Table 17: DISABILITY WISE CLASSIFICATION FOLLOW UP BENEFICIARIES FOR THE MONTH OF MAY-2022**

Dept	Clinical Psychology			Special Education			Sp. Language Communication.			PMR			Physiotherapy		
	M	F	T	M	F	T	M	F	T	M	F	T	M	F	T
LOCOMOTOR DISABILITY	0	0	0	0	0	0	0	0	0	0	0	0	0	0	0
LEPROSY CURED	0	0	0	0	0	0	0	0	0	0	0	0	0	0	0
CP	0	0	0	27	18	45	20	8	28	0	0	0	38	23	61
DWARFISM	0	0	0	0	0	0	0	0	0	0	0	0	0	0	0
MUSCULAR DYSTROPHY	0	0	0	0	0	0	0	0	0	0	0	0	0	0	0
BLINDNESS	0	0	0	0	0	0	9	0	9	0	0	0	0	0	0
LOW VISION	0	0	0	0	0	0	0	0	0	0	0	0	0	0	0
HARD OF HEARING	0	0	0	0	0	0	2	0	2	0	0	0	0	0	0
SPEECH & LG. DISABILITY	0	0	0	0	0	0	0	0	0	0	0	0	0	0	0
INTELLECTUAL DISABILITY	2	2	4	112	12	124	3	0	3	0	0	0	0	0	0
SPECIFIC LD	0	0	0	13	0	13	0	0	0	0	0	0	0	0	0
ASD	5	3	8	79	0	79	45	10	55	0	0	0	26	13	39
MENTAL ILLNESS	0	0	0	0	0	0	0	0	0	0	0	0	0	0	0
PARKINSON'S DISEASE	0	0	0	0	0	0	0	0	0	0	0	0	0	0	0
HEMOPHILIA	0	0	0	0	0	0	0	0	0	0	0	0	0	0	0
THALASEMIA	0	0	0	0	0	0	0	0	0	0	0	0	0	0	0
SICKLE CELL DISEASE	0	0	0	0	0	0	0	0	0	0	0	0	0	0	0
MULTIPLE DISABILITIES	4	0	4	106	19	125	57	0	57	0	0	0	14	0	14

GDD	0	0	0	19	1	20	5	0	5	0	0	0	14	2	16
OTHERS	1	0	1	50	0	50	8	0	8	0	0	0	23	14	37
<b>TOTAL</b>	<b>12</b>	<b>5</b>	<b>17</b>	<b>406</b>	<b>50</b>	<b>456</b>	<b>149</b>	<b>18</b>	<b>167</b>	<b>0</b>	<b>0</b>	<b>0</b>	<b>115</b>	<b>52</b>	<b>167</b>

**Table 17 (Contd...): DISABILITY WISE CLASSIFICATION FOLLOW UP BENEFICIARIES FOR THE MONTH OF MAY-2022**

Dept	OT			P & O			Social Work			VTU/DAIL			Developmental Therapy		
	M	F	T	M	F	T	M	F	T	M	F	T	M	F	T
LOCOMOTOR DISABILITY	0	0	0	0	0	0	0	0	0	0	0	0	0	0	0
LEPROSY CURED	0	0	0	0	0	0	0	0	0	0	0	0	0	0	0
CP	21	15	0	8	1	9	0	0	0	0	0	0	0	0	0
DWARFISM	0	0	0	0	0	0	0	0	0	0	0	0	0	0	0
MUSCULAR DYSTROPHY	0	0	0	0	0	0	0	0	0	0	0	0	0	0	0
BLINDNESS	5	0	0	0	0	0	0	0	0	0	0	0	0	0	0
LOW VISION	0	0	0	0	0	0	0	0	0	0	0	0	0	0	0
HARD OF HEARING	0	0	0	0	0	0	3	0	3	0	0	0	0	0	0
SPEECH & LG. DISABILITY	0	0	0	0	0	0	0	0	0	0	0	0	0	0	0
INTELLECTUAL DISABILITY	0	0	0	0	0	0	0	0	0	0	0	0	0	0	0
SPECIFIC LD	0	0	0	0	0	0	0	1	1	0	0	0	0	0	0
ASD	72	3	0	0	0	0	0	1	1	0	0	0	0	0	0
MENTAL ILLNESS	0	0	0	0	0	0	0	0	0	0	0	0	0	0	0
PARKINSON'S DISEASE	0	0	0	0	0	0	0	0	0	0	0	0	0	0	0
HEMOPHILIA	0	0	0	0	0	0	0	0	0	0	0	0	0	0	0
THALASEMIA	0	0	0	0	0	0	0	0	0	0	0	0	0	0	0
SICKLE CELL DISEASE	0	0	0	0	0	0	0	0	0	0	0	0	0	0	0
MULTIPLE DISABILITIES	41	14	0	10	2	12	0	0	0	0	0	0	0	0	0

GDD	7	1	0	0	0	0	0	0	0	0	0	0	0	0	0
OTHERS	14	3	0	0	0	0	0	0	0	0	0	0	0	0	0
<b>TOTAL</b>	<b>160</b>	<b>36</b>	<b>0</b>	<b>18</b>	<b>3</b>	<b>21</b>	<b>3</b>	<b>2</b>	<b>5</b>	0	0	0	0	0	0

**PICTORIAL REPERESNTATION OF CRC ACTIVITIES -MONTH OF MAY 2022**

**GROUP THERAPY SESSIONS**





### Clinical Psychology



### Physiotherapy



### Occupational Therapy



### Speech Therapy



### Special Education



### Special Education



### Special Education



### Prosthetics & Orthotics



OPPO F19 Pro © SARANYAH LAKSAT  
2022/05/04 12:48

**Social Work & Placement**



**ADIP aids distribution**

